

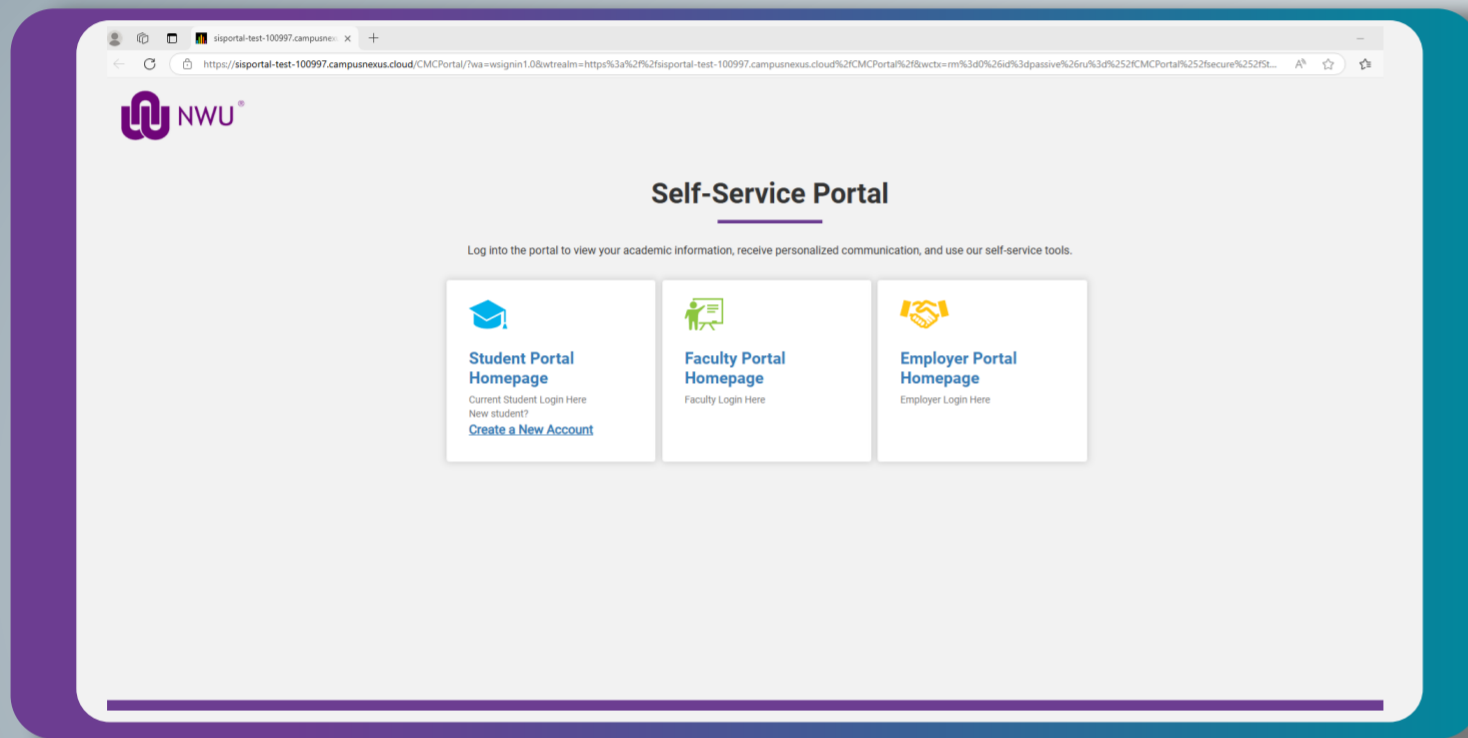


# Simplify your university journey with the Student Portal!

Meet NWU's Student Portal – designed to help you manage your university journey from start to finish. With a range of self-service features, this is your one-stop destination for registering for courses (modules), tracking your financial and registration status, and reviewing your academic performance.

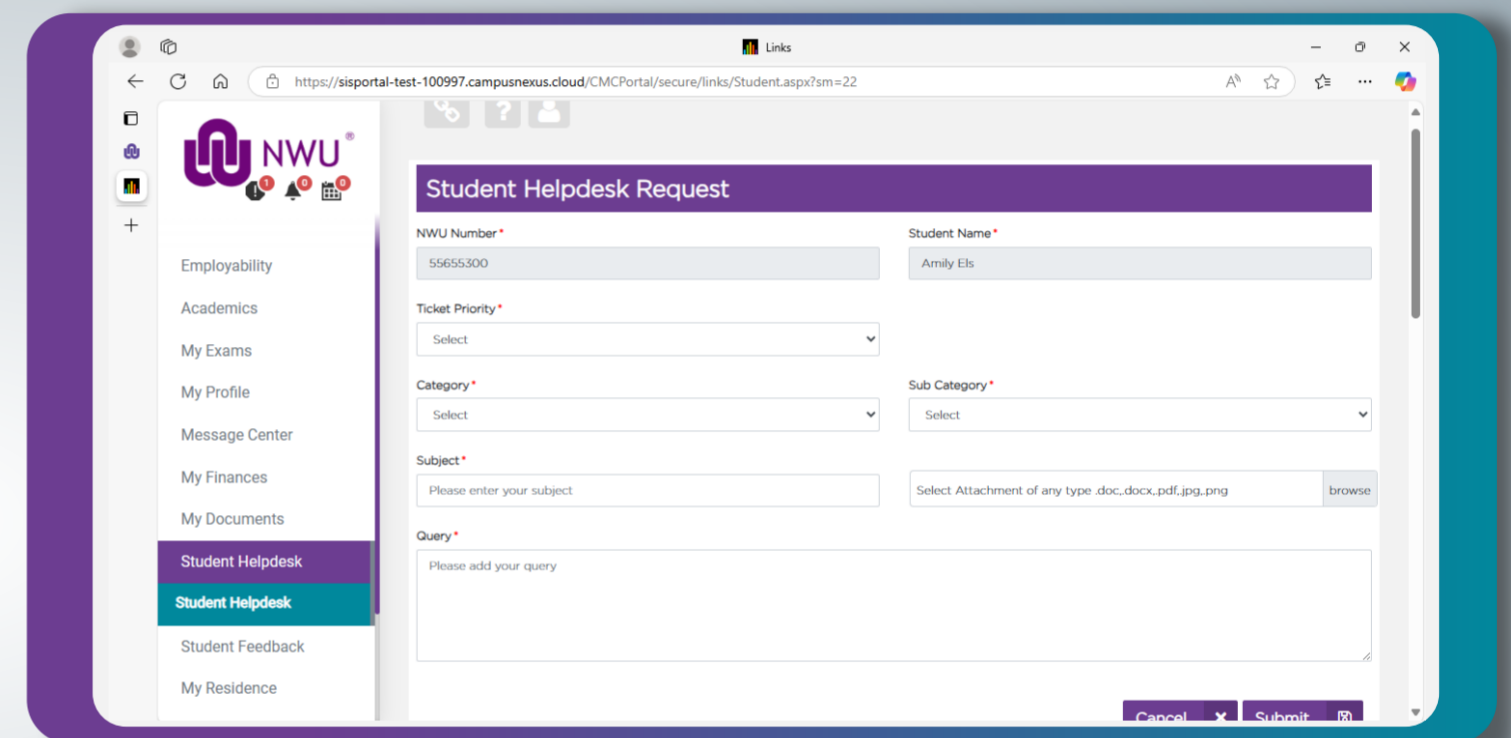
## How do you log in to the Student Engagement Portal?

You'll receive an email with your Student Portal login credentials. Use these credentials to log in to the Student Portal and other NWU systems.



## Student Helpdesk

Submit requests such as changing your qualifications or campus, or to report issues related to your academic or residence life on the Student Helpdesk. It streamlines communication and makes it easier for you to get support on a range of university-related issues.



## What can you do on the Student Portal?

The Student Portal is packed with features to help you stay on top of your academic and administrative needs:

### Dashboard

The first time you enter the Student Portal, you will be taken to the Dashboard, which gives you a quick overview of your most important information, such as your preferred campus, qualification, enrolment status, and overall grade point average (GPA). It also provides a shortcut to your full profile.

### Registration

The first and most important step you can take on the portal is to register. Whether you are a first-time NWU student or a returning student, you will need to register for courses (modules) on the platform.

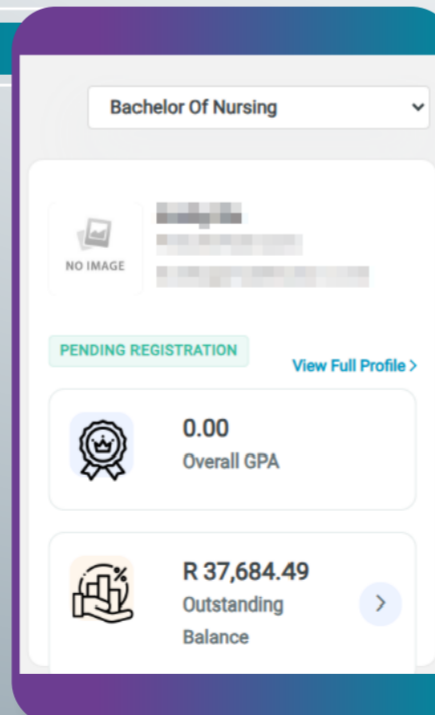
Each module has a set number of credits that you must complete to finish your coursework for the year. Completion of all required credits is essential for a successful graduation.

Registration

Registration

Proof of Registration

When accessing the registration webpage via the Student Portal, you may encounter a pop-up blocker (on both desktop and mobile browsers), which can prevent the page from displaying. Add the [NWU's registration URL](#) to your "Allow" list to ensure you can complete your registration process.



### Academics

Use the "Academics" tab to access your real-time class schedules and track your class attendance and curriculum progress.

#### Academics

- View Attendance
- Academic Record
- Your Class Schedule
- Curriculum Progress

### My Exams

Planning and preparing for exams has never been easier. Access your exam schedule and download your hall ticket which will be scanned at the exam venue.

#### My Exams

- Exam Hall Ticket
- Exam Schedules
- My Grades
- Exam Appeal

### My Bursaries

Apply and get feedback on a variety of bursaries.

#### My Bursaries

- Bursary Applications
- TRA
- AOD

### My Finances

Easily manage your account, make payments, and apply for bursaries. **Please note:** When paying your minimum required fees in the "Online Payment" section, select "Semester 1" from the dropdown list under the "Term" category.

#### My Finances

- Account Information
- Online Payment
- Credit Refund

### My Residences

While you can apply for residence placement on the application portal, this is where you can review your current student accommodation application.

#### My Residence

- Application Listing
- Housing Application

Get started and familiarise yourself with the Student Portal to navigate your NWU journey with confidence.