



SET UP YOUR NWU EMAIL ADDRESS



How to set up your NWU Email Address?

First you need to accept your final offer from North-West University on the [application portal](#).
Accept the offer immediately, because there may be waiting periods for different steps.



1 Your MyNWU Email address (on Outlook)

Your NWU email address will be created using your student number, followed by “@mynwu.ac.za”. To set it up, visit Outlook at: <https://365.ms.nwu.ac.za/>. When prompted to sign in, enter your NWU email address: **12345678@mynwu.ac.za**.

NWU Email Password

For first-year students: Your password is your identity number followed by @Nwu, e.g.: 20250120019083@Nwu
Senior students: Sign in with your CAS password your use for eFundi.
Update your password regularly and keep them safe and secure. For more information, visit: <https://services.nwu.ac.za/information-technology/student-passwords>

You will be asked to choose between a “Work/School” account and a “Personal account”. Choose “Work/School”, then “Active Directory” between NWU “Single Sign-on” or “Active Directory”.

2 MySIS login credentials

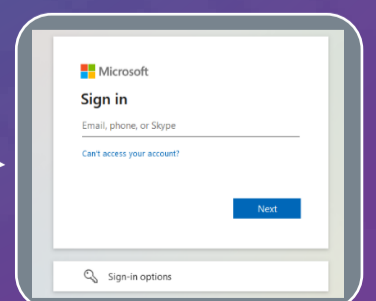
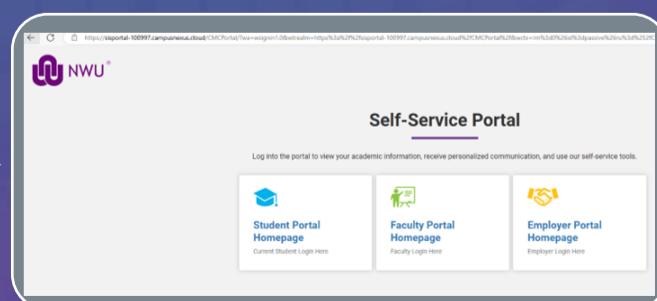
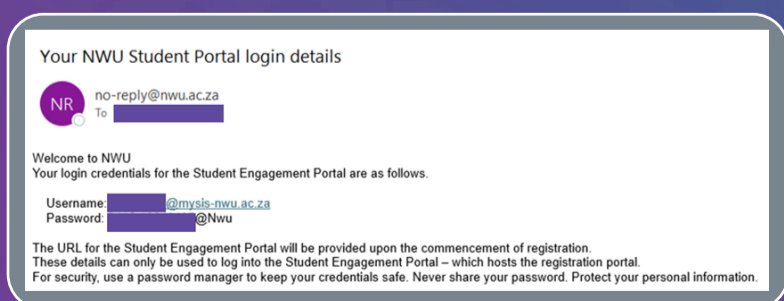
Your **Student Portal login credentials (MySIS credentials)** will be sent to the **personal email address (i.e. Gmail, Yahoo, etc.)** you used when you applied to the NWU; and your **MyNWU email address**. The login will include a username ending with “@mysis-nwu.ac.za”.

If you already have an account logged into the Microsoft platform, you will need to add another account and enter your MySIS credentials.

PLEASE NOTE:

- **Senior Students:** All returning students will receive similar communications to ensure they have credentials.
- **Multi-factor authentication (MFA)** will only be enabled for your NWU account (e.g. 12345678@mynwu.ac.za).

It is strongly recommended that you download and use Microsoft Authenticator to manage your two-factor authentication (2FA).



Got a question?

Visit [Student Email!](#)